

# VWPA Adjustable Wall Packs



## STANDARD



## FEATURES

- Available in 4000k (neutral white) and 5000k (cool white) color temperatures.\*
- Adjustable up to 90°.
- Long-life LEDs provide at least 70% of initial lumen output ( $L_{70}$ ) for  $\geq 56,000$  hours of operation, and at least 90% of initial lumen output ( $L_{90}$ ) for  $\geq 17,000$  hours of operation.\*
- LED chromaticity based on  $\leq 5$ -step ANSI quadrangles.
- LED color maintenance  $\leq 0.002$  chromaticity shift ( $\Delta u'v'$ ) over the initial 6,000 of operation.
- Provides a range of 2,680 to 10,824 nominal lumens and 113 to 118 nominal lumens per watt (lm/W).
- 0-10vdc dimming drivers, which provide 10% continuous dimming are standard.
- Universal 120-277 AC voltage (50-60Hz) is standard.
- Power factor  $> 0.90$ .
- Total harmonic distortion  $< 20\%$ .
- Color rendering index ( $R_a$ )  $> 80$ . Red color rendering  $> 16$ .
- Cast aluminum housing with dark bronze, powder coat finish.
- Polycarbonate lens.
- Two  $\frac{1}{2}$ " NPT threaded openings.
- Easy installation in new construction or retrofit applications.

\* Contact factory for other color temperatures and lumen packages.

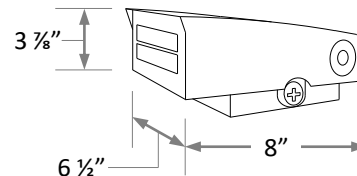
\*\*  $L_{70}$  &  $L_{90}$  hours are IES TM-21-11 calculated hours.

## WARRANTY & LISTINGS

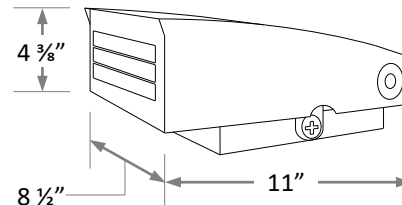
- cULus listed for wet locations in ambient temperatures from  $-40^{\circ}\text{C}$  to  $40^{\circ}\text{C}$  ( $-40^{\circ}\text{F}$  to  $104^{\circ}\text{F}$ ).
- IP65 rated for ingress protection.
- DLC 5.1 approved.
- Complies with FCC Part 15, class A (3L & 4L).
- Complies with FCC Part 15, class B (7L, 8L, & 11L).
- Complies with IEC61000-4-5, surge immunity protection (2kV).
- Complies with RoHS (Restriction on Hazardous Substances) requirements.
- 5-year warranty of all electronics and housing.

## DIMENSIONS

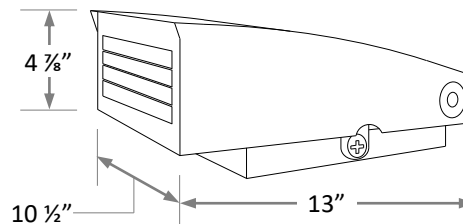
### 3L & 4L models



### 7L & 8L models



### 11L model



## ORDERING INFORMATION

Example: VWPA-3L-4K

Series	Nominal Lumen Output		Color Temperature	
VWPA	3L	3,000 lumens	4K	4000k
	4L	4,000 lumens	5K	5000k
	7L	7,000 lumens		
	8L	8,000 lumens		
	11L	11,000 lumens		

Value Engineered Lighting [www.velighting.com](http://www.velighting.com) Ph: 888-668-1195 [sales@velighting.com](mailto:sales@velighting.com)

Specifications and dimensions subject to change without notice.

# VWPA Adjustable Wall Packs

## ELECTRICAL DATA

Model	Color Temperature	CRI <sup>1</sup>	Luminaire Lumens	Luminaire Watts	Lumens/Watt	Input Voltage <sup>2</sup>	Input Current (A)			Power Factor	THD <sup>3</sup>	L <sub>70</sub> Hours <sup>4</sup>
							120V	240V	277V			
VWPA-3L-4K	4000k	>80	2,680	23	116	120-277	0.19	0.10	0.08	>0.90	<20%	56,000
VWPA-3L-5K	5000k	>80	2,693	23	118	120-277	0.19	0.10	0.08	>0.90	<20%	56,000
VWPA-4L-4K	4000k	>80	4,234	37	114	120-277	0.31	0.16	0.13	>0.90	<20%	56,000
VWPA-4L-5K	5000k	>80	4,254	37	114	120-277	0.31	0.16	0.13	>0.90	<20%	56,000
VWPA-7L-4K	4000k	>80	6,601	58	114	120-277	0.48	0.24	0.21	>0.90	<20%	56,000
VWPA-7L-5K	5000k	>80	6,626	57	116	120-277	0.48	0.24	0.21	>0.90	<20%	56,000
VWPA-8L-4K	4000k	>80	8,014	71	113	120-277	0.59	0.29	0.26	>0.90	<20%	56,000
VWPA-8L-5K	5000k	>80	8,078	71	114	120-277	0.59	0.30	0.26	>0.90	<20%	56,000
VWPA-11L-4K	4000k	>80	10,752	93	116	120-277	0.78	0.39	0.34	>0.90	<20%	56,000
VWPA-11L-5K	5000k	>80	10,824	93	116	120-277	0.78	0.39	0.34	>0.90	<20%	56,000

<sup>1</sup> Color rendering index.

<sup>2</sup> All 50-60Hz.

<sup>3</sup> Total harmonic distortion.

<sup>4</sup> L<sub>70</sub> refers to the number of hours at which lumen output declines to 70% of the initial level. L<sub>70</sub> hours are IES TM-21-11 calculated hours.

## PHOTOMETRIC DATA

### VWPA-3L-4K

#### Luminaire Data

Description	Adjustable Wall Pack 3L, 4K
Total Lumens	2,680
Input Wattage	23
Efficacy (lm/W)	117
Max. Cd.	1413.96 (360H, 22V)
IES Classification	Type II
Longitudinal Classification	Very Short

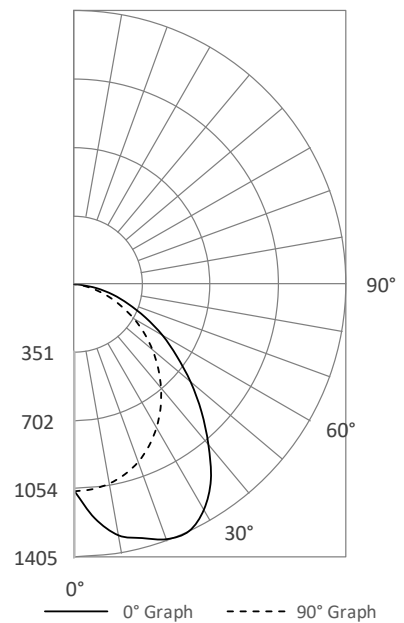
#### Luminaire Classification Systems (LCS)

LCS Zone		Lumens	%Lum
FL	0-30	520	19.4%
FM	30-60	993	37.1%
FH	60-80	316	11.8%
FVH	80-90	21	0.8%
BL	0-30	305	11.4%
BM	30-60	399	14.9%
BH	60-80	118	4.4%
BVH	80-90	7	0.3%
UL	90-100	0	0.0%
UH	100-180	0	0.0%
<b>Total</b>		<b>2,680</b>	<b>99.9%</b>

BUG Rating

B1-U0-G1

#### 180° Polar Graph



\* 80-90° glare zone is calculated by dividing the lumens in that zone by the lumen total in the 0-90° zone

Zonal Lumen Summary		
Zone	Lumens	%Fixt
0-30°	824	30.8%
0-60°	2,217	82.7%
0-80°	2,652	98.9%
80-90°	28	1.1%*
0-90°	2,680	100.0%
90-110°	0	0.0%
110-180°	0	0.0%
0-180°	2,680	100.0%

# VWPA Adjustable Wall Packs

## PHOTOMETRIC DATA

### VWPA-4L-4K

#### Luminaire Data

Description	Adjustable Wall Pack 4L, 4K
Total Lumens	4,234
Input Wattage	37
Efficacy (lm/W)	114
Max. Cd.	2251.44 (360H, 23V)
IES Classification	Type II
Longitudinal Classification	Very Short

#### Zonal Lumen Summary

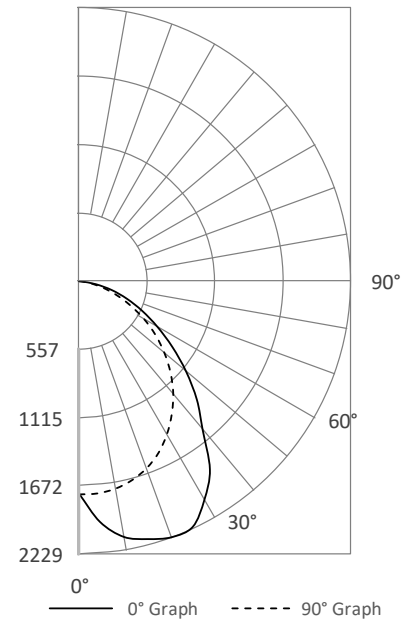
Zone	Lumens	%Fixt
0-30°	1,347	31.8%
0-60°	3,541	83.6%
0-80°	4,196	99.1%
80-90°	38	0.9%*
0-90°	4,234	100.0%
90-110°	0	0.0%
110-180°	0	0.0%
0-180°	4,234	100.0%

\* 80-90° glare zone is calculated by dividing the lumens in that zone by the lumen total in the 0-90° zone

#### Luminaire Classification Systems (LCS)

LCS Zone		Lumens	%Lum
FL	0-30	836	19.8%
FM	30-60	1,531	36.2%
FH	60-80	462	10.9%
FVH	80-90	26	0.6%
BL	0-30	511	12.1%
BM	30-60	663	15.7%
BH	60-80	192	4.5%
BVH	80-90	12	0.3%
UL	90-100	0	0.0%
UH	100-180	0	0.0%
<b>Total</b>		<b>4,234</b>	<b>100.0%</b>
BUG Rating		B2-U0-G1	

#### 180° Polar Graph



### VWPA-7L-4K

#### Luminaire Data

Description	Adjustable Wall Pack 7L, 4K
Total Lumens	6,601
Input Wattage	58
Efficacy (lm/W)	114
Max. Cd.	3506.76 (360H, 23V)
IES Classification	Type II
Longitudinal Classification	Very Short

#### Zonal Lumen Summary

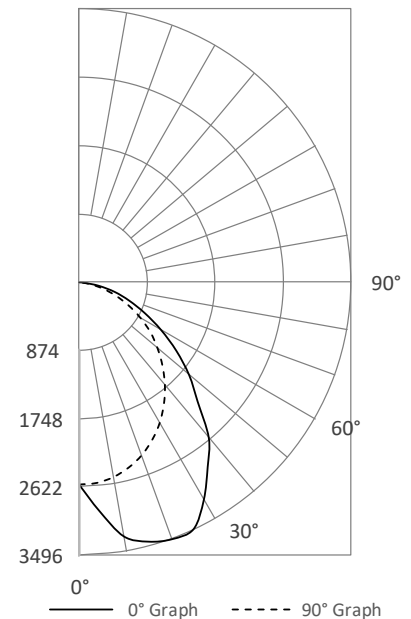
Zone	Lumens	%Fixt
0-30°	2,048	31.0%
0-60°	5,464	82.8%
0-80°	6,527	98.9%
80-90°	74	1.1%*
0-90°	6,601	100.0%
90-110°	0	0.0%
110-180°	0	0.0%
0-180°	6,601	100.0%

\* 80-90° glare zone is calculated by dividing the lumens in that zone by the lumen total in the 0-90° zone

#### Luminaire Classification Systems (LCS)

LCS Zone		Lumens	%Lum
FL	0-30	1,286	19.5%
FM	30-60	2,388	36.2%
FH	60-80	752	11.4%
FVH	80-90	53	0.8%
BL	0-30	762	11.5%
BM	30-60	1,028	15.6%
BH	60-80	311	4.7%
BVH	80-90	21	0.3%
UL	90-100	0	0.0%
UH	100-180	0	0.0%
<b>Total</b>		<b>6,601</b>	<b>100.0%</b>
BUG Rating		B2-U0-G1	

#### 180° Polar Graph



# VWPA Adjustable Wall Packs

## PHOTOMETRIC DATA

### VWPA-8L-4K

#### Luminaire Data

Description	Adjustable Wall Pack 8L, 4K
Total Lumens	8,014
Input Wattage	71
Efficacy (lm/W)	113
Max. Cd.	4284.82 (360H, 23V)
IES Classification	Type II
Longitudinal Classification	Very Short

#### Zonal Lumen Summary

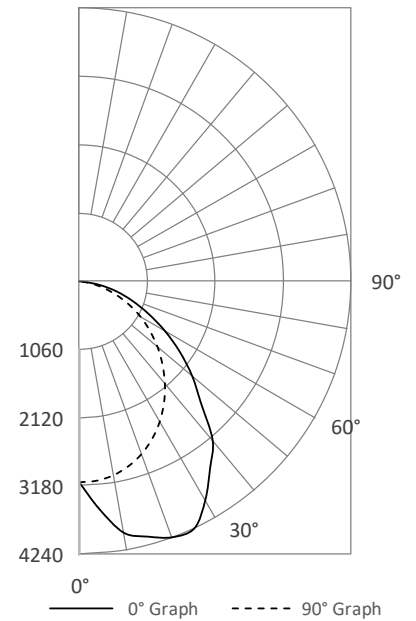
Zone	Lumens	%Fixt
0-30°	2,462	30.7%
0-60°	6,611	82.5%
0-80°	7,922	98.9%
80-90°	92	1.1%*
0-90°	8,014	100.0%
90-110°	0	0.0%
110-180°	0	0.0%
0-180°	8,014	100.0%

\* 80-90° glare zone is calculated by dividing the lumens in that zone by the lumen total in the 0-90° zone

#### Luminaire Classification Systems (LCS)

LCS Zone		Lumens	%Lum
FL	0-30	1,554	19.4%
FM	30-60	2,926	36.5%
FH	60-80	937	11.7%
FVH	80-90	66	0.8%
BL	0-30	908	11.3%
BM	30-60	1,223	15.3%
BH	60-80	375	4.7%
BVH	80-90	26	0.3%
UL	90-100	0	0.0%
UH	100-180	0	0.0%
<b>Total</b>		<b>8,014</b>	<b>100.0%</b>
BUG Rating		B2-U0-G1	

#### 180° Polar Graph



### VWPA-11L-4K

#### Luminaire Data

Description	Adjustable Wall Pack 11L, 4K
Total Lumens	10,752
Input Wattage	93
Efficacy (lm/W)	116
Max. Cd.	5826.22 (360H, 25V)
IES Classification	Type II
Longitudinal Classification	Very Short

#### Zonal Lumen Summary

Zone	Lumens	%Fixt
0-30°	3,459	32.2%
0-60°	9,020	83.9%
0-80°	10,642	99.0%
80-90°	110	1%*
0-90°	10,752	100.0%
90-110°	0	0.0%
110-180°	0	0.0%
0-180°	10,752	100.0%

\* 80-90° glare zone is calculated by dividing the lumens in that zone by the lumen total in the 0-90° zone

#### Luminaire Classification Systems (LCS)

LCS Zone		Lumens	%Lum
FL	0-30	2,153	20.0%
FM	30-60	3,866	35.9%
FH	60-80	1,129	10.5%
FVH	80-90	78	0.7%
BL	0-30	1,307	12.2%
BM	30-60	1,694	15.8%
BH	60-80	494	4.6%
BVH	80-90	32	0.3%
UL	90-100	0	0.0%
UH	100-180	0	0.0%
<b>Total</b>		<b>10,752</b>	<b>99.8%</b>
BUG Rating		B3-U0-G1	

#### 180° Polar Graph

