

Series VWP06 LED Decorative Wall Pack Light



Description

Slim and elegant design ensures a discreet integration without compromising on performance. Suited to various applications such as building exteriors, outdoor corridors, garages, paths and other outdoor environments, wall pack not only provides energy efficient lighting, it delivers a bright white light to ensure perfect visibility and comfort at all times.

Key Features

- Contemporary, architectural design and elegant appearance.
- Wall mounting, easy installation with removable back plate.
- IP66, IK10, 6KV.
- TYPE IV provides an excellent effect, managing glare while provides high level of visibility.
- 15W, 25W, 35W, 45W, 55W are available.
- Efficiency up to 140lm/W.
- Photocell is optional.

Applications

- Building exteriors
- Courtyard

Electrical Information					
Model No.	VWP06-015	VWP06-025	VWP06-035	VWP06-045	VWP06-055
Power Consumption(±5%)	15W	25W	35W	45W	55W Power
Supply	Weled Power				
Input Voltage	100-277 VAC , 50 / 60 Hz				
Power Factor	>0.92				
Surge Protection	L-N 4KV,L&N-PE 6KV				
Driver Type	Constant Current (CC)				
Control	Photocell Control, Dimmable and Non-dimmable				

Optic Information					
LED Type	LED 2835				
Luminous Flux (±10%)	2100lm	3500lm	4900lm	6300lm	7700lm
Efficacy(4000K Ra80)	140lm/W				
Correlated Color Temperature	4000K (3000K,5000K optional)				
Color Rendering Index	Ra80 (Ra70 optional)				
Beam Angle	U00C04				
UGR level	NA				

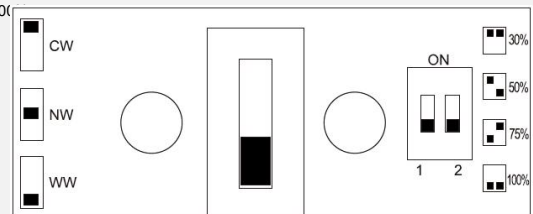
Dimensions and Mount	
Product Dimension	293x289x97mm(11.53"x11.38"x3.81")
Luminaire Net Weight	2.3±0.3KG(5.06±0.44Lbs)
Export Carton Size	360x360x150mm(14.17"x14.17"x5.9")
Gross Weight	2.7±0.3KG(5.94"±0.44Lbs)
Mounting Option	Wall Mounting
Material	Aluminum Alloy
	Polycarbonate Optical Lens
Finish	Powder Coating
Fixture Color	Powder Coating
EPA	NA
IK Rating	IK10
IP Rating	IP66

Lifespan and Warranty	
Operating Temperature	-30°C to + 50°C
Life Time of LED @Ta=25°C	54000hrs-L90
	82000hrs-L80
	131000hrs-L70
Warranty	5 Years

The CCT could be set to Cool White, Natural White and Warm White.

Please select a suitable Power and CCT by the switch.

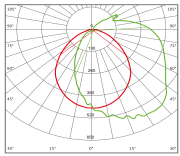
The power could be set to 30%, 50%, 75% and 100%



* Please consult us for details.

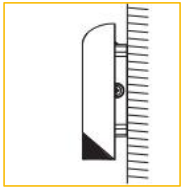
Photometry

15-55W beam angle



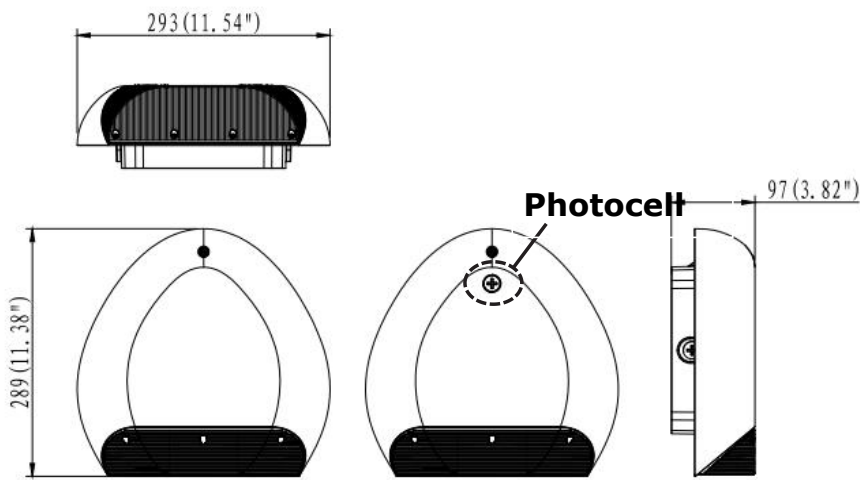
U00C04

Mounting Options



Wall Mounting

Dimensions



Accessories



Photocell Control
ANSI C136.41-2013
Dimming Receptacles
WP-KIT-0D