



LED Vapor Tight Fixture

Product Features

20~90watt available, 2FT/4FT/8FT available, 35K/40K/50K available

Sensor feature optional

High Efficiency LED chips from Seoul SMD2835

High lumen efficiency up to 130lm/W, DLC Premium Listed

4FT and 8FT available

Instant on to full brightness

0-10V continuously dimmable, dim to 10%

V-hook and Surface mounting installation

UL listed for WET locations

More than 100K hrs per L70-TM21@70 ° C

5 years warranty



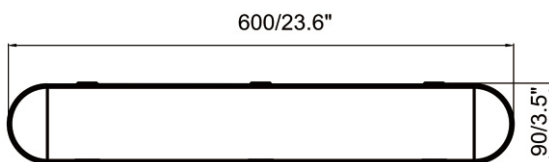
Application

Vapor tight fixture are built for powerful lighting in harsh environments like car washes, airports, tunnels, parking garages, and other maintenance areas.

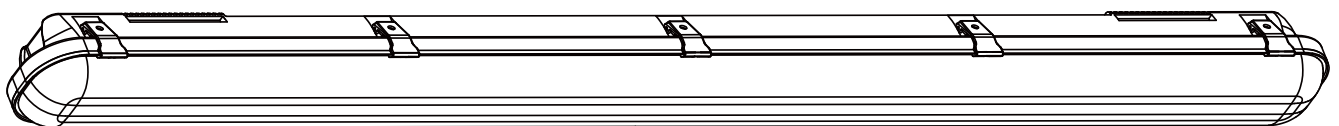
Ordering Number Logic

Model Number	Name	Dimension	Watt	Efficacy	CCT	Voltage	DIM
38VPT014FTLEDXX	4FT Vapor Tight	1200x90x80mm	38W	130LPW	3500K 4000K 5000K	120-277V	0-10V Dimming
45VPT014FTLEDXX	4FT Vapor Tight	1200x90x80mm	45W	130LPW	3500K 4000K 5000K	120-277V	0-10V Dimming
52VPT014FTLEDXX	4FT Vapor Tight	1200x90x80mm	52W	130LPW	3500K 4000K 5000K	120-277V	0-10V Dimming
75VPT018FTLEDXX	8FT Vapor Tight	2400x90x80mm	75W	130LPW	3500K 4000K 5000K	120-277V	0-10V Dimming
90VPT018FTLEDXX	8FT Vapor Tight	2400x90x80mm	90W	130LPW	3500K 4000K 5000K	120-277V	0-10V Dimming

Line Drawings

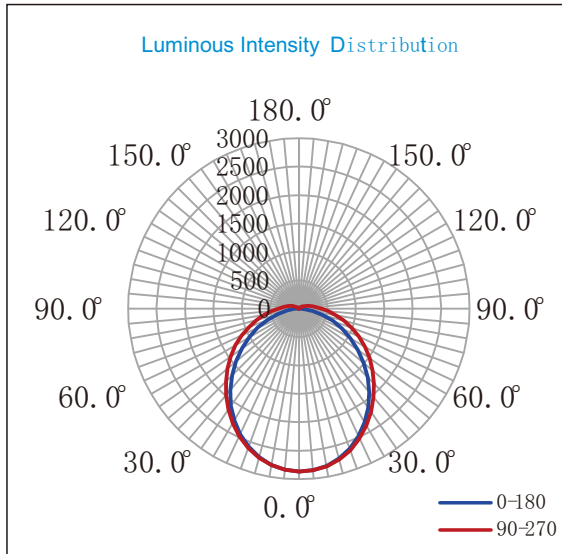
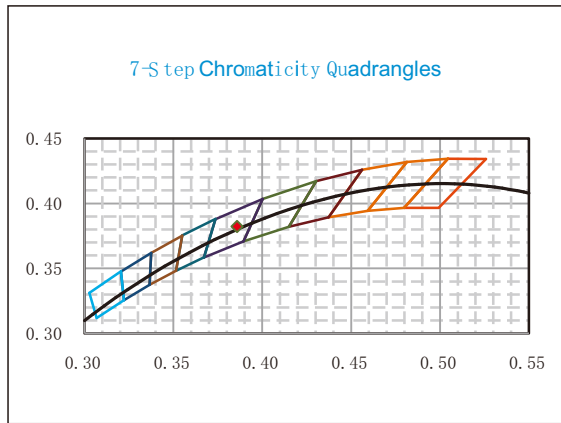
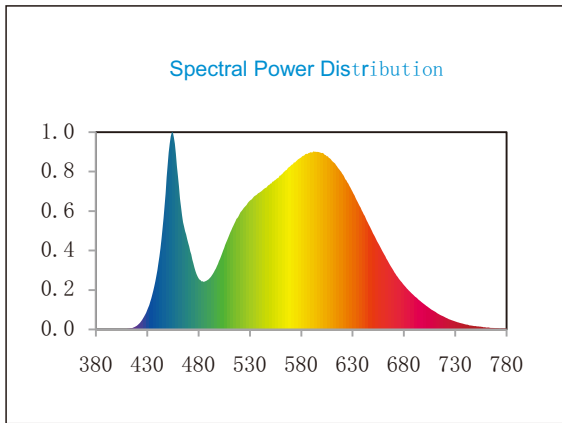


Dimension	L (mm)	W (mm)	H (mm)	Weight(kg)
2FT	600	90	80	1.5
4FT	1200	90	80	2.0
8FT	2400	90	80	3.5



LED Vapor Tight Fixture

Luminous Intensity Distribution Curve



Zonal Lumen Distribution

Deg	Flux (lm)	%
0~10°	270.3	3.21
0~20°	1037.7	12.31
0~30°	2178.8	25.84
0~40°	3518	41.72
0~50°	4873.3	57.79
0~60°	6090.8	72.23
0~70°	7058	83.69
0~80°	7710.7	91.43
0~90°	8065.8	95.65
0~100°	8248.9	97.82
0~110°	8346.6	98.98
0~120°	8392.6	99.52
0~130°	8410.7	99.74
0~140°	8418	99.82
0~150°	8423.7	99.89
0~160°	8428.5	99.95
0~170°	8431.9	99.99
0~180°	8433	100