



ValueEngineeredLighting
ARCHITECTURAL LIGHTING PRODUCTS

Pickle Ball Court Lighting

LED Sports Light

VLF240W-07-G19



Better solutions for LED Sports Light



IP66 water-proof



AC120-277V 50/60Hz



Easy Installation



160Lm/W

Operating Temp.: -40°C ~ +50°C

Storage Temp.: -40°C ~ +80°C

Options

Driver

Lifud Driver

CCT

3000K
4000K
5000K
5700K

Beam Angle

100°60°
90°
60°
30°
20°



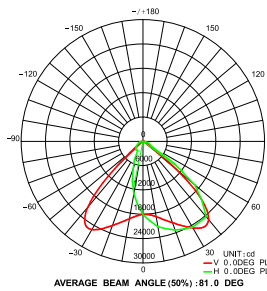
Application

Sports Lighting, Stadium lighting, Sports fields, Car parks, High mast installations Dock, railway and container yards, Ports and other large scale outdoor applications, Architectural lighting, Landscape lighting, Industrial and commercial exterior lighting Decorative lighting for holidays, trade shows, exhibitions.

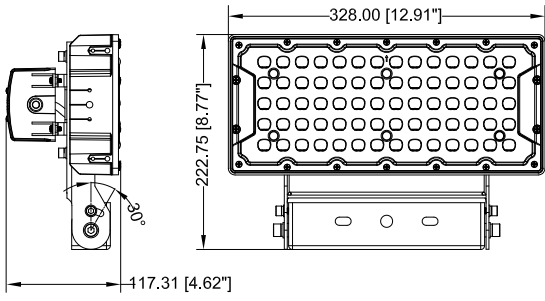
Specifications

Item	Power	Effi.	Leds	CRI	Weight	Beam Angle
VLF240W-07-G19	240W	160Lm/W	SMD 5050	>70	3.9kg(8.60lbs)	100°60°/90°/60°/30°/20°
VLF3200W-07-G19	320W	160Lm/W	SMD 5050	>70	5.5kg(12.1lbs)	100°60°/90°/60°/30°/20°

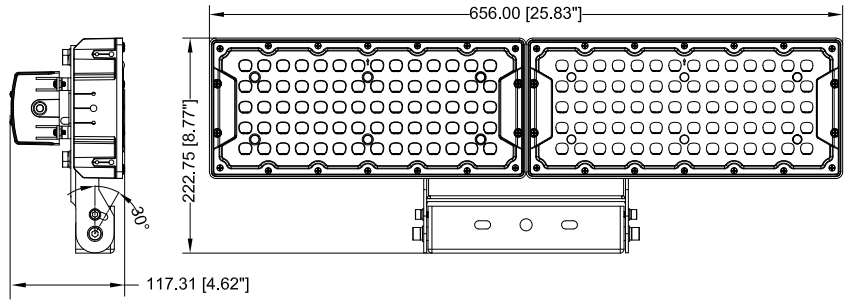
Photometry



Dimensions(mm)



240W



320W

Model Options



240W



320W



P1



P2

Installation and use

P1 Yoke

1a

Power	D1	D2
240W	90mm	8mm
320W	90mm	8mm

2a

M8*2PCS (Optional)

3a

4a

Brown/Black -- L
Blue/White --- N
G/Y ---- GND

1b

Power	D1	D2
240W	90mm	8mm
320W	90mm	8mm

2b

M8*2PCS (Optional)

3b

4b

Brown/Black -- L
Blue/White --- N
G/Y ---- GND

P2 Slip Fitter

1

Power	D1
240W	63mm
320W	63mm

2

Brown/Black -- L
Blue/White --- N
G/Y ---- GND

3

4

Lighting cover Installation

1

2

3

4