

# VLEDRWPA Series 60 & 80 Watt LED Adjustable Wall Pack



## STANDARD



The VLEDRWPA Series is a rugged, durable LED wall pack that provides full adjustability of the LED module, so light can be focused up, down, or anything in between. It is perfect for outdoor perimeter and area lighting. With a die cast aluminum housing and a polycarbonate lens, the LEDWPA Series will stand up to many years of punishing environmental conditions. High-efficacy, long-life LEDs provide both energy and maintenance cost savings compared to traditional, HID wall packs.

## FEATURES

- Available in 4000k (neutral white) and 5000k (cool white) color temperatures.\*
- Long-life LEDs provide 61,000 hours of operation with at least 70% of initial lumen output (L<sub>70</sub>).\*\*
- LEDWPA60 provides 7,809 lumens and 128 lumens per watt (LPW) at 4000k, or 7,854 lumens and 129 LPW at 5000k.\*
- LEDWPA80 provides 10,598 lumens and 134 LPW at both 4000k and 5000k.\*
- Uniform illumination with no visible LED pixilation.
- Universal 120-277 AC voltage (50-60Hz) is standard.
- Power factor > 0.90.
- Total harmonic distortion < 20%.
- Color rendering index > 70.
- Die cast aluminum housing with durable, dark bronze, powder coat paint.
- Polycarbonate lens with seamless, silicone gasket to prevent leaks.
- Easy installation in new construction or retrofit.

\* Contact factory for other color temperatures and lumen packages.

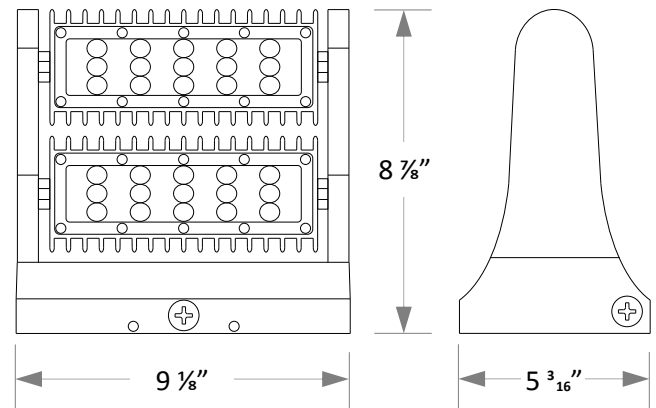
\*\* L<sub>70</sub> hours are IES TM-21-11 calculated hours.



## WARRANTY & LISTINGS

- cULus listed for wet locations (-20°C to 45°C / -4°F to 113°F).
- IP65 rated.
- DLC premium approved.
- Complies with FCC Part 15 class B.
- Complies with EN61000-4-5, surge immunity (4kV).
- 5-year warranty on all electronics and housing.

## DIMENSIONS



Weight: 6.6 lb.

## ORDERING INFORMATION

Model	Luminaire Watts	Luminaire Lumens	Lumens Per Watt	Color Temperature
VLEDRWPA60W	61	7,809	128	4K = 4000k
	61	7,854	129	5K = 5000k
VLEDRWPA80W	79	10,598	134	4K = 4000k
	79	10,598	134	5K = 5000k

# VLEDRWPA Series 60 & 80 Watt LED Adjustable Wall Pack

## ELECTRICAL

Model	Color Temperature	CRI <sup>1</sup>	Luminaire Lumens	Luminaire Watts	Lumens Per Watt	Input Voltage <sup>2</sup>	Input Current (A)			Power Factor	THD <sup>3</sup>	L <sub>70</sub> Hours <sup>4</sup>
							120V	240V	277V			
VLEDRWPA60W-4K	4000k	> 70	7,809	61	128	120-277	0.51	0.25	0.22	> 90%	< 20%	61,000
VLEDRWPA60W-5K	5000k	> 70	7,854	61	129	120-277	0.51	0.25	0.22	> 90%	< 20%	61,000
VLEDRWPA80W-4K	4000k	> 70	10,598	79	134	120-277	0.66	0.33	0.29	> 90%	< 20%	61,000
VLEDRWPA80W-5K	5000k	> 70	10,598	79	134	120-277	0.66	0.33	0.29	> 90%	< 20%	61,000

<sup>1</sup> Color rendering index.

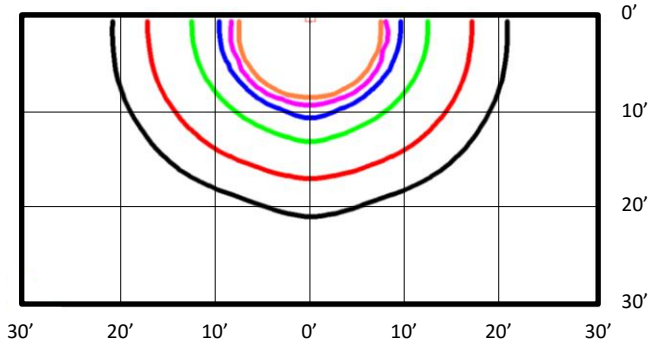
<sup>2</sup> All 50-60Hz.

<sup>3</sup> Total harmonic distortion.

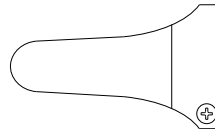
<sup>4</sup> L<sub>70</sub> refers to the number of hours at which lumen output declines to 70% of the initial level. L<sub>70</sub> hours are IES TM-21-11 calculated hours.

## PHOTOMETRIC DATA

### VLEDRWPA60W-5K (7,854 Lumens)



Luminaire Orientation:



#### BUG Rating: B4-U2-G1

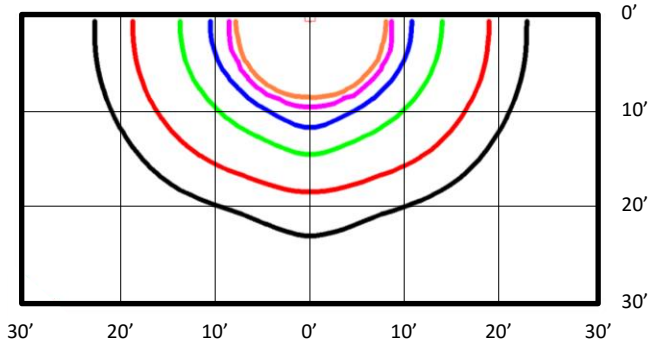
Zone	Lumens	%
FL - Front - Low (0-30)	3,381	43%
FM - Front - Medium (30-60)	720	9%
FH - Front - High (60-80)	84	1%
FVH - Front - Very High (80-90)	14	0%
<b>Total Forward Light</b>	<b>4,200</b>	<b>53%</b>

BL - Back - Low (0-30)	3,091	39%
BM - Back - Medium (30-60)	478	6%
BH - Back - High (60-80)	58	1%
BVH - Back - Very High (80-90)	4	0%
<b>Total Back Light</b>	<b>3,631</b>	<b>46%</b>

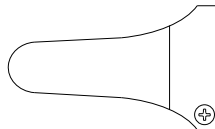
UL - Up Light - Low (90-100)	1	0%
UH - Up Light - High (100-180)	22	0%
<b>Total Up Light</b>	<b>24</b>	<b>0%</b>

**Total Lumens 7,854 100%**

### VLEDRWPA80W-5K (10,598 Lumens)



Luminaire Orientation:



#### BUG Rating: B4-U2-G1

Zone	Lumens	%
FL - Front - Low (0-30)	4,278	40%
FM - Front - Medium (30-60)	898	8%
FH - Front - High (60-80)	109	1%
FVH - Front - Very High (80-90)	18	0%
<b>Total Forward Light</b>	<b>5,304</b>	<b>50%</b>

BL - Back - Low (0-30)	4,314	41%
BM - Back - Medium (30-60)	862	8%
BH - Back - High (60-80)	81	1%
BVH - Back - Very High (80-90)	5	0%
<b>Total Back Light</b>	<b>5,262</b>	<b>50%</b>

UL - Up Light - Low (90-100)	1	0%
UH - Up Light - High (100-180)	31	0%
<b>Total Up Light</b>	<b>33</b>	<b>0%</b>

**Total Lumens 10,598 100%**

#### Foot Candles

- 5.0
- 2.0
- 1.0
- 0.5
- 0.2
- 0.1

#### Notes:

- Isofootcandle plots depict initial footcandles at grade.
- Gridlines represent units of mounting height of 10 feet.