

TriLum™ Tunable LED Troffer



The TriLum™ Tunable LED Troffer, 130 lm/W, 0-10V Dimmable, Premium Indoor Luminaire, Smart Sensor Ready.

Illuminate indoor facilities day and night with TriLum™ Tunable technology for 9X Setting Combinations, Select (3500K, 4000K, 5000K), Select 2x2 (20W, 25W, 30W) or Select 2x4 (30W, 35W, 42W).

2x2 and 2x4 Models

FEATURES

Lumen Output	2600 to 5460 lumens
Efficacy	130 lm/W
Input Voltage	120-277V
Dimmable	0-10V Continuous
CCT	Select (3500K, 4000K, 5000K)
Size	2x2, 2x4
Warranty	7 Years

APPLICATIONS

Premium indoor luminaire suitable for general indoor commercial spaces, lobbies, offices, meeting rooms, schools, retail stores, restrooms, hallways, and work-stations.

CONSTRUCTION

Manufactured for durability using aluminum sheet housing with satin coating to resist corrosion, discoloration, and scratching. For use in Dry Locations.

ELECTRICAL

Input voltages 120-277V with 0-10V Continuous Dimming. Tunable CCT (3500K, 4000K, 5000K) and Tunable Wattage (2x2, 20W, 25W, 30W) or (2x4, 30W, 35W, 42W). Operating temperatures -4°F to 104°F (-20°C to 40°C).

MOUNTING

Recessed T-Bar Ceiling Mount.

OPTICS

Anti-UV Frosted Polycarbonate Lens.

LISTINGS

DLC Premium listed. UL certified to meet US and Canadian standards. FCC, CE and RoHS compliant.

WARRANTY

5 year exclusive limited warranty.





TUNABLE CORRELATED COLOR TEMPERATURES (CCT)

3500K

4000K

5000K



SPECIFICATIONS

ENERGY DATA

Input Voltage: 120-277V

Input Frequency: 50/60 Hz

Wattage: Select (20W, 25W, 30W), Select (30W, 35W, 42W)

Power Factor: >0.9

Total Harmonic Distortion (THD): <10%

Operating Temperature: -4°F to 104°F (-20°C to 40°C)

LIGHTING DATA

Lumens: Select [2600 (20W), 3250 (25W), 3900 (30W)] or Select [3900 (30W), 4550 (35W), 5460 (42W)]

Lumens Per Watt: 130 lm/W

Color Correlated Temperature (CCT): Select (3500K, 4000K, 5000K)

Dimmable: 0-10V

Color Rendering Index (CRI): >80

L70: 75000 hours

TriLum™ Tunable LED Troffer

ORDERING INFORMATION

Model	Size	Wattage	Voltage	Current	Lumens	Efficacy	CCT	Dimming	Color	Dimensions	Weight
VE-TTR-22-30W	2x2	(20W	120-277V	0.17A@120V, 0.07A@277V	2600	130 lm/W	(3500K, 4000K, 5000K)	0-10V	White	23.74"L x 23.74"W x 4.00"H	8.50 lbs
		25W		0.21A@120V, 0.09A@277V	3250						
		30W		0.25A@120V, 0.11A@277V	3900						
VE-TTR-24-45W	2x4	(30W	120-277V	0.25A@120V, 0.11A@277V	3900	130 lm/W	(3500K, 4000K, 5000K)	0-10V	White	47.75"L x 23.74"W x 3.00"H	16.00 lbs
		35W		0.29A@120V, 0.13A@277V	4550						
		42W		0.35A@120V, 0.15A@277V	5460						

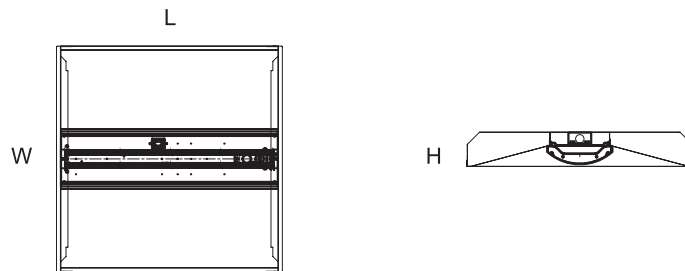
ORDERING GUIDE

VE	TTR	22	30W
VE	Group	Size	Wattage

PHYSICAL DIMENSIONS

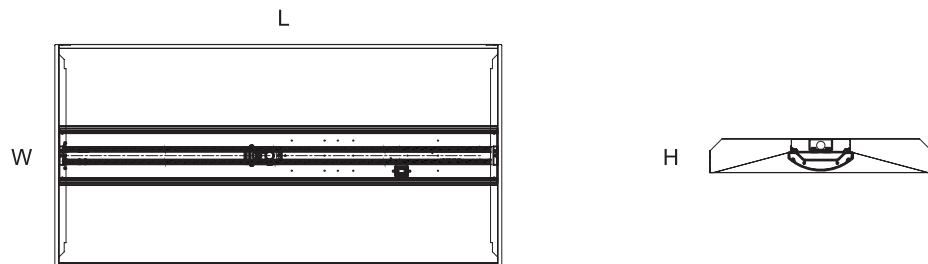
2x2 Models

23.74"L x 23.74"W x 4.00"H



2x4 Models

47.75"L x 23.74"W x 3.00"H



SHIPPING INFORMATION

Model	Unit Weight	Shipping Dimensions	Shipping Weight	Quantity /Box
2x2	8.50 lbs	25.00"L x 24.50"W x 4.25"D	10.60 lbs	1
2x4	16.00 lbs	49.50"L x 24.50"W x 4.00"D	19.00 lbs	1

