



# Round Slim Downlight

## DESCRIPTION

The 3/4/6/8 inch slim downlight with junction box are 5 CCT (2700K, 3000K, 3500K, 4000K, 5000K) selectable and offer dimming capability to satisfy more application needs in residential and commercial settings. This ultra-slim housing design product equipped with a smooth dimming features and it is compatible with majority of dimmers from the market. ETL compliance ready for damp location and energy saving. High color rendering provide excellent light performance and simplified installation in drywall or suspended ceilings eliminates recessed cans saving time and money.



## SPECIFICATION

### CCT Select Switch

- Use CCT Selectable Switch to choose between 2700K, 3000K, 3500K, 4000K, and 5000K color temperature.

### Material

- White Finish - PC/PMMA Lens Optional
- Die-cast Aluminum Housing

### Application

- Residential- Retail-Airport
- Hospitality - Office

### Warranty

- Five year limited warranty

### Features

- Die formed metal junction box
- 120V 60 Hz Input frequency
- Continuous, flicker-free dimming from 100% to 10%
- CRI 90
- Power Factor: >0.9
- Working Temp: -20° - 40°

### Compliance



- ETL Certified



2700K • 3000K • 3500K  
4000K • 5000K

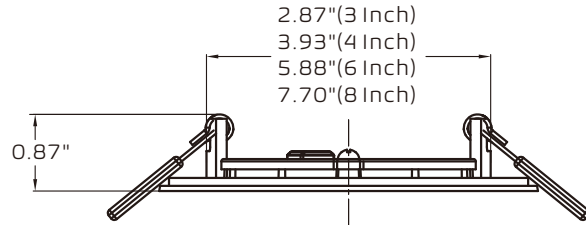
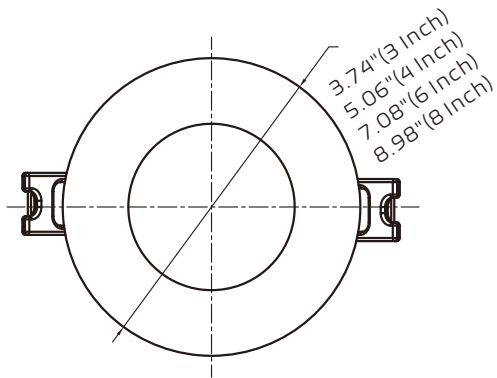


## ORDERING INFORMATION

Type	Series	Aperture	Power	CCT Adjustable	Lumen	Efficacy
 FLAT	VE-RSD038W-27/30/35/40/50K	3"	8W	27K/30K/35K/40K/50K	500LM	63LM/W
	VE-RSD410W-27/30/35/40/50K	4"	10W	27K/30K/35K/40K/50K	650LM	65LM/W
	VE-RSD612W-27/30/35/40/50K	6"	12W	27K/30K/35K/40K/50K	900LM	75LM/W
	VE-RSD818W-27/30/35/40/50K	8"	18W	27K/30K/35K/40K/50K	1500LM	83LM/W
 BAFFLE	VE-RSD038WBA-27/30/35/40/50K	3"	8W	27K/30K/35K/40K/50K	500LM	63LM/W
	VE-RSD410WBA-27/30/35/40/50K	4"	10W	27K/30K/35K/40K/50K	650LM	65LM/W
	VE-RSD612WBA-27/30/35/40/50K	6"	12W	27K/30K/35K/40K/50K	900LM	75LM/W
	VE-RSD818WBA-27/30/35/40/50K	8"	18W	27K/30K/35K/40K/50K	1500LM	83LM/W

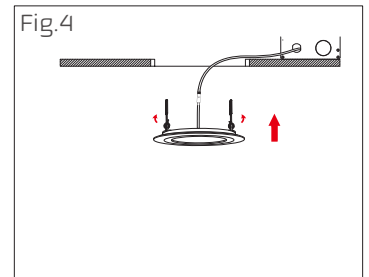
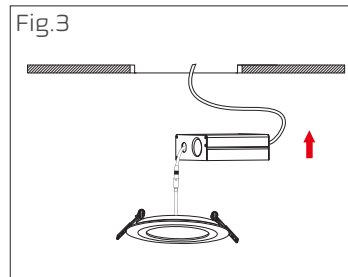
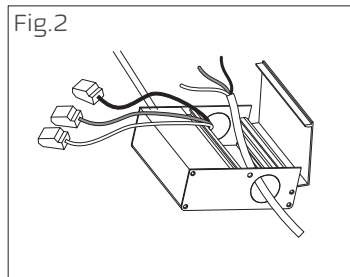
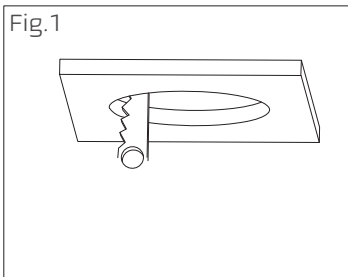
# Round Slim Downlight

## DIMENSION



## INSTALLATION METHOD

With steel spring clip and no housing required, ideal for shallow ceiling plenum, it is easy to install.



## PHOTOMETRY

