

SUBMITTED BY: _____ DATE: _____
TYPE: _____ PROJECT: _____
ORDERING INFO: _____



VCTB6 LED Grow Light, 660 Watts



STANDARD



FEATURES

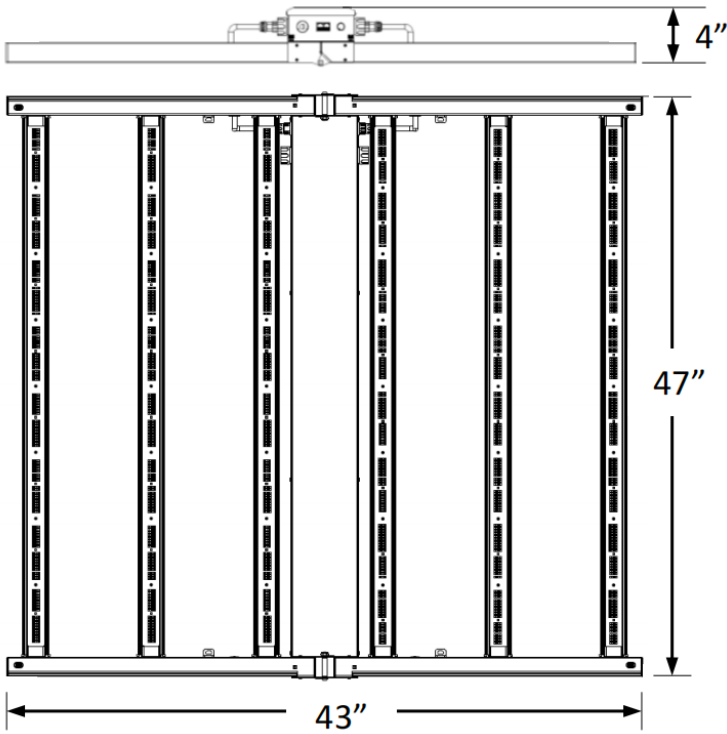
- Industry leading performance.
- No UV or IR in the beam.
- High uniformity.
- Patented spectrum.
- Suitable for CEA use with all crops.
- Input voltage = 120-277V.
- Custom dimming settings, with boost.
- Ideally suited for full, bloom, and veg spectrum applications.
- Aluminum housing.
- Easy installation and operation.
- Ships with a 10' cord, NEMA 6-15P plug, and 5-15P adaptor.





VCTB6 LED Grow Light, 660 Watts

DIMENSIONS



WARRANTY & LISTINGS

- cULus listed for horticultural damp locations not exceeding a maximum ambient temperature of 40°C.
- DLC horticultural approved.
- Complies with FCC Part 15, class B.
- Surge protection = 6kV.
- 5-year warranty of all electronics and housing.

ORDERING INFORMATION

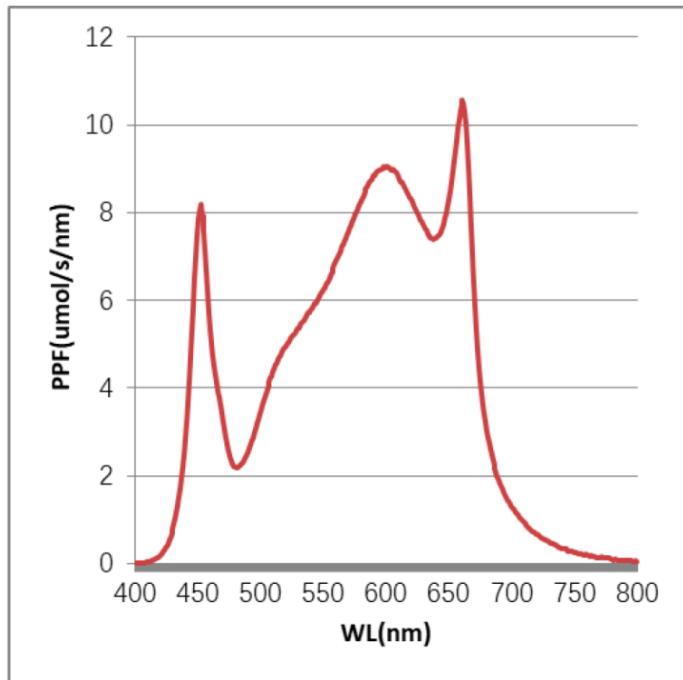
Example: VCTB6-660W-R1-SH-FS

Series	Wattage	Identifier	Housing Color		Spectrum	
VCTB6	660W	R1	SH	silver housing	FS	full spectrum
					BS	bloom spectrum
					VS	veg spectrum



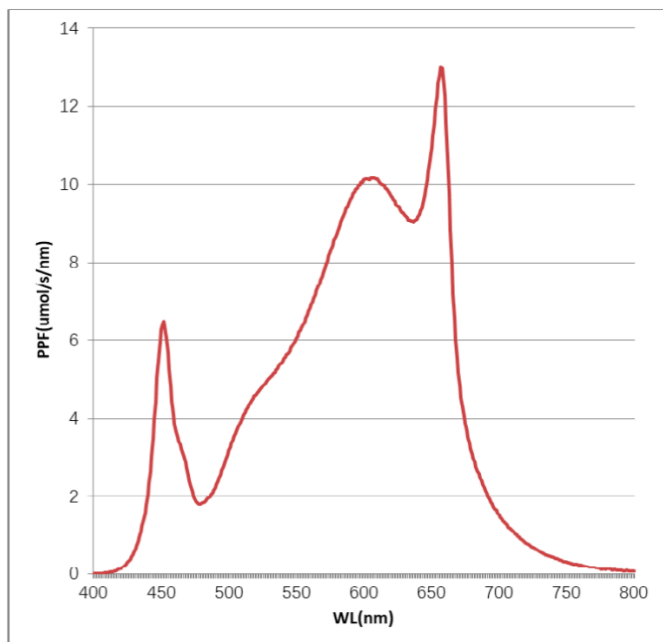
VCTB6 LED Grow Light, 660 Watts

SPECIFICATIONS – FULL SPECTRUM



Light Source	LED
Spectra	Patented
Efficacy	2.5 $\mu\text{mol}/\text{J}$
PPF	1617 μmol
Input Power	660W MAX
Input Voltage / Current	120 @5.51A 240 @2.75A 277 @2.59A
L/W/H Weight	47 / 43 / 4 30lbs
Mounting Height	>6 Inches
Operating Temperature	-40°C - 50°C (-40°F - 122°F)
Thermal Management	Passive convection
Dimming	0-10V
Lifetime per TM21 Q70 / Q90	129K hrs / 40K hrs

SPECIFICATIONS – BLOOM SPECTRUM



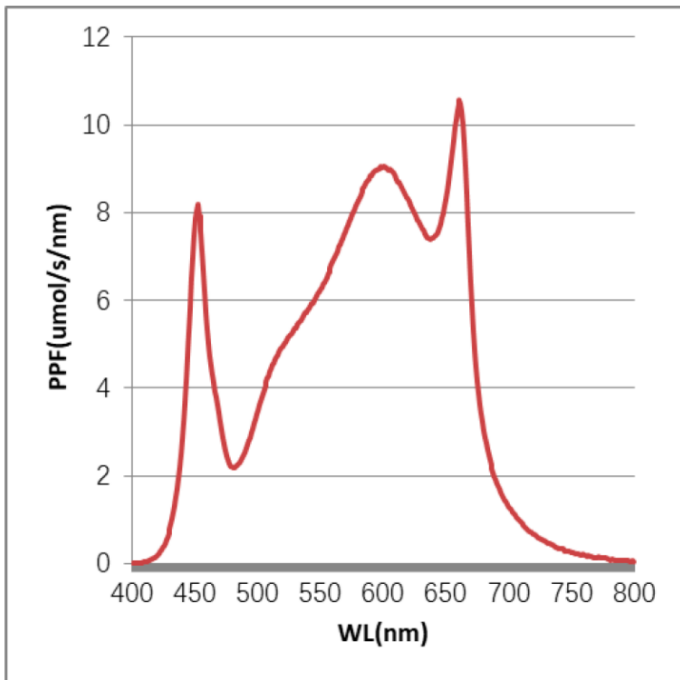
Light Source	LED
Spectra	Patented
Efficacy	2.5 $\mu\text{mol}/\text{J}$
PPF	1644 μmol
Input Power	660W MAX
Input Voltage / Current	120 @5.49A 240 @2.74A 277 @2.60A
L/W/H Weight	47 / 43 / 4 30lbs
Mounting Height	>6 Inches
Operating Temperature	-40°C - 50°C (-40°F - 122°F)
Thermal Management	Passive convection
Dimming	0-10V
Lifetime per TM21 Q70 / Q90	129K hrs / 40K hrs

SUBMITTED BY: _____ DATE: _____
 TYPE: _____ PROJECT: _____
 ORDERING INFO: _____



VCTB6 LED Grow Light, 660 Watts

SPECIFICATIONS – VEG SPECTRUM



Light Source	LED
Spectra	Patented
Efficacy	2.5 $\mu\text{mol}/\text{J}$
PPF	1622 μmol
Input Power	660W MAX
Input Voltage / Current	120 @5.52A 240 @2.76A 277 @2.59A
L/W/H Weight	47 / 43 / 4 30lbs
Mounting Height	>6 Inches
Operating Temperature	-40°C - 50°C (-40°F - 122°F)
Thermal Management	Passive convection
Dimming	0-10V
Lifetime per TM21 Q70 / Q90	129K hrs / 40K hrs