



VER4

LED LANDSCAPE



SPECIFICATIONS

Construction

- Diecast aluminum housing with stainless steel fasteners.
- A high temperature drain plug is provided for upright applications.
- Knuckle mount with locknut is provided for a secure installation.
- Down Shield – 1 screw for installation; Up Shield – 3 screws needed.

Optics

- Beam spreads vary based on the light source and fixture shape chosen.
- Standard shields include an up shield with a convex clear tempered glass lens and an open down shield.
- Various additional shield and lens assemblies are available for custom applications.
- Optional Down shield available

Electrical

- VER4 fixture models available for line voltage operation.
- Recommended to use minimum one surge protection device per circuit.
- Compatible with E26 safety sockets (max 250V, 660W).

Mounting

- Comes standard with a 1/2" threaded knuckle mount, fully adjustable swivel arm, and locking teeth.

Certifications

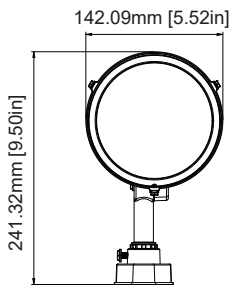
- UL cUL wet location listed.

Note

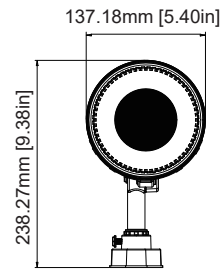
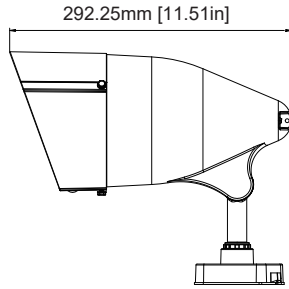
- Actual performance may differ as a result of end-user environment and application. All values are design or typical values, measured under laboratory conditions at 25°C(±5°C). Specifications subject to change without notice.

DIMENSION

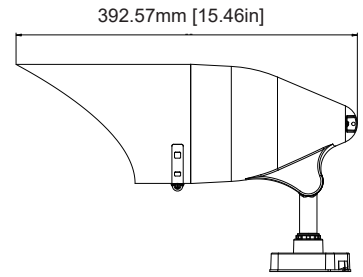
Unit: mm/inch



Up Shield



Down Shield



MOUNTING ACCESSORIES

Tree Base with Ground Lug (optional)



VETB

Up Shield with convex lens and molded silicone gasket (default)



VE4R-UP

Down Shield (optional)



VE4R- DN

Optional In-Ground Stake w/Brass Top



VESTK-B

PAR38 LED Lamp Mercury Vapor Color Temp



PAR38MV-120V-20W



Value Engineered Lighting
www.velighting.com
Ph:888-668-1195 sales@velighting.com

Specifications are subject to change without notice.
Updated date: 2026-04-09